

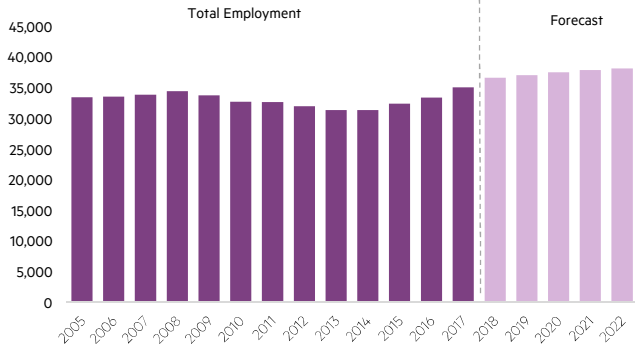


# ACCOMMODATION 2017

ServiceIQ  
SMARTER PEOPLE FOR SMARTER BUSINESSES

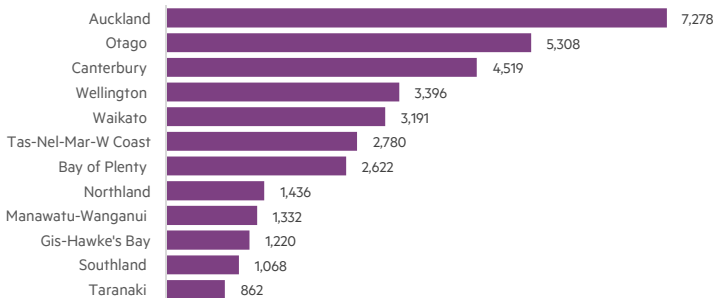
## Employment

2017 **35,012** **29,058** **1.5%**  
Filled jobs FTEs % of NZ jobs

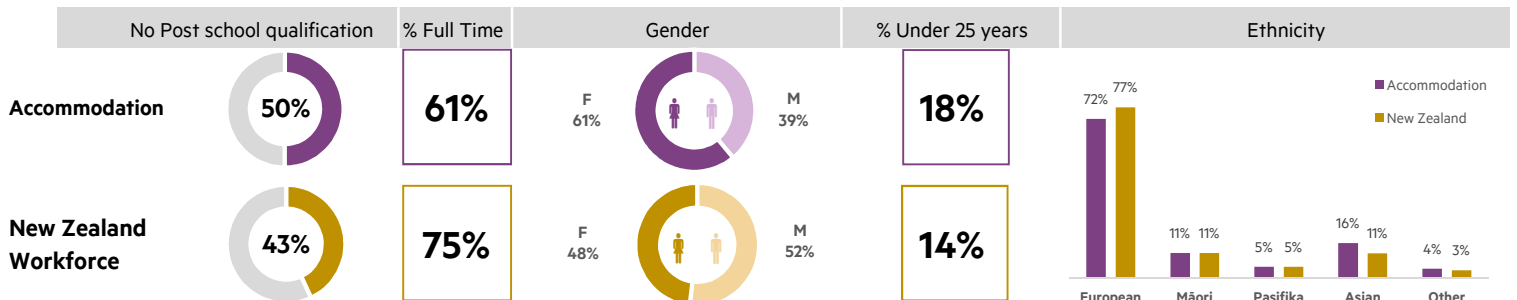


	Filled jobs			% change pa	
	2007	2017	2022	07-17	17-22
Accommodation	33,835	35,012	38,154	0.3%	1.7%
New Zealand	2,143,285	2,410,161	2,652,022	1.2%	1.9%

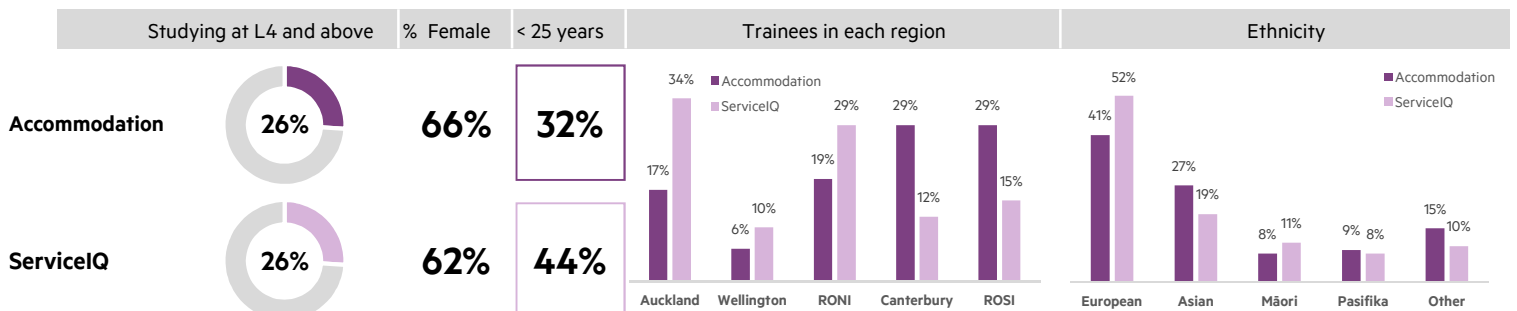
## Regional employment



## Demographics of employees 2013



## Demographics of trainees 2017



Trainee data supplied by ServiceIQ; all other data supplied by Infometrics

## Occupational employment

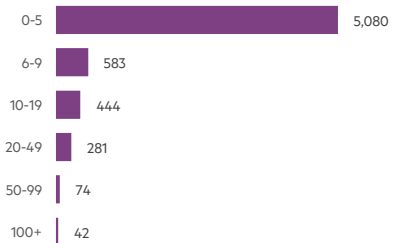
Filled jobs in top 5 occupations	2017	2022	Change
Hotel or Motel Manager	6,081	6,719	638
Commercial Cleaner	4,540	4,934	394
Commercial Housekeeper	2,391	2,686	295
Hotel Service Manager	2,314	2,551	237
Accommodation and Hospitality Managers nec	1,629	1,852	223

## Business Units

2017 **6,504**  
Business units

2017 **1.2%**  
% of NZ

### Employment by business size



## Economic contribution

2017 **\$1,217m**  
GDP (\$m)

2017 **0.5%**  
% of NZ

### GDP per FTE

