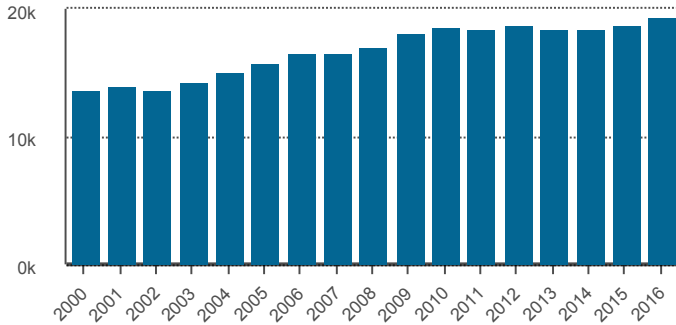


total employment

19,397 filled jobs | 0.8% of jobs | in 2016

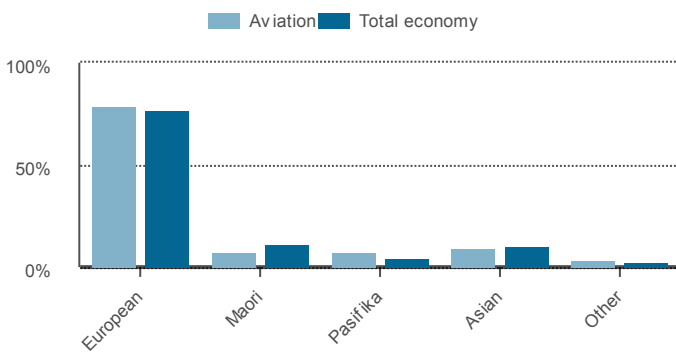


	Filled jobs		Change p.a.
	2006	2016	
Aviation	16,638	19,397	1.5%
Total economy	2,097,185	2,363,428	1.2%

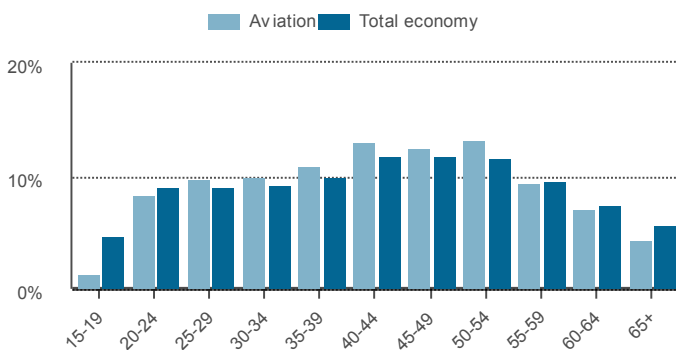
demographics of employees

% FULL-TIME
86% Aviation | 76% Total economy | in 2013

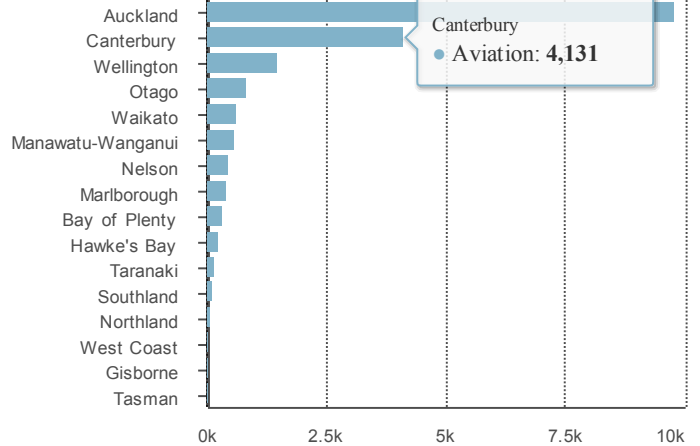
ETHNICITY



EMPLOYMENT BY AGE



regional employment



occupational employment

Jobs in top 5 occupations	2006	2016	Change
Aircraft Maintenance Engineer (Mechanical)	2,704	2,592	-112
Aeroplane Pilot	2,063	2,452	389
Flight Attendant	2,213	2,215	3
Sales Representatives nec	829	872	43
Aircraft Maintenance Engineer (Avionics)	263	698	434

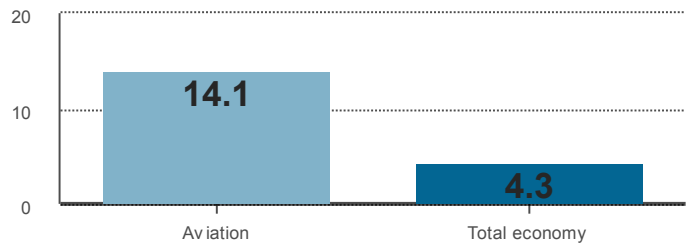
economic contribution

\$2,175m GDP | 1.0% of GDP | in 2016

business units

1,376 business units | 0.3% of NZ | in 2016

AVERAGE FILLED JOBS PER BUSINESS UNIT



average earnings 2016

