

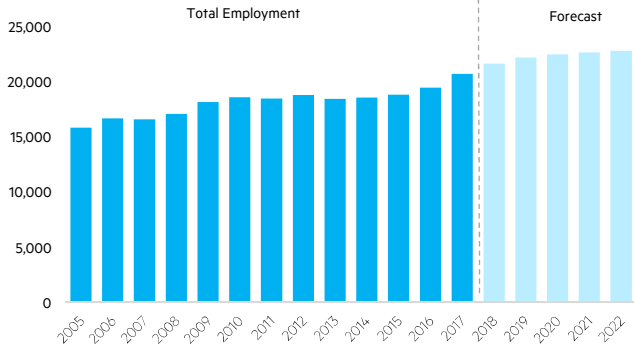


AVIATION 2017



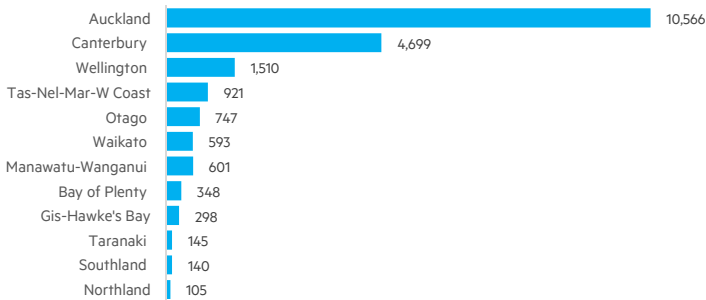
Employment

2017 **20,671** Filled jobs
19,591 FTEs
0.9% % of NZ jobs



	Filled jobs			% change pa	
	2007	2017	2022	07-17	17-22
Aviation	16,573	20,671	22,787	2.2%	2.0%
New Zealand	2,143,285	2,410,161	2,652,022	1.2%	1.9%

Regional employment

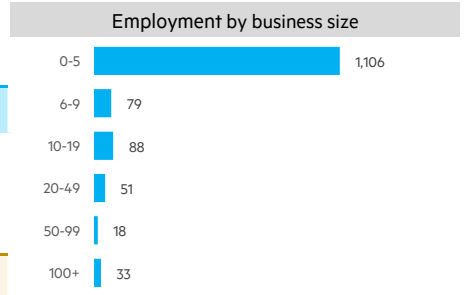


Occupational employment

Filled jobs in top 5 occupations	2017	2022	Change
Aircraft Maintenance Engineer (Mechanical)	2,744	2,814	70
Aeroplane Pilot	2,606	2,919	313
Flight Attendant	2,345	2,544	199
Sales Representatives nec	935	1,022	87
Aircraft Maintenance Engineer (Avionics)	708	797	89


Business Units

2017 **1,375** Business units
0.2% % of NZ

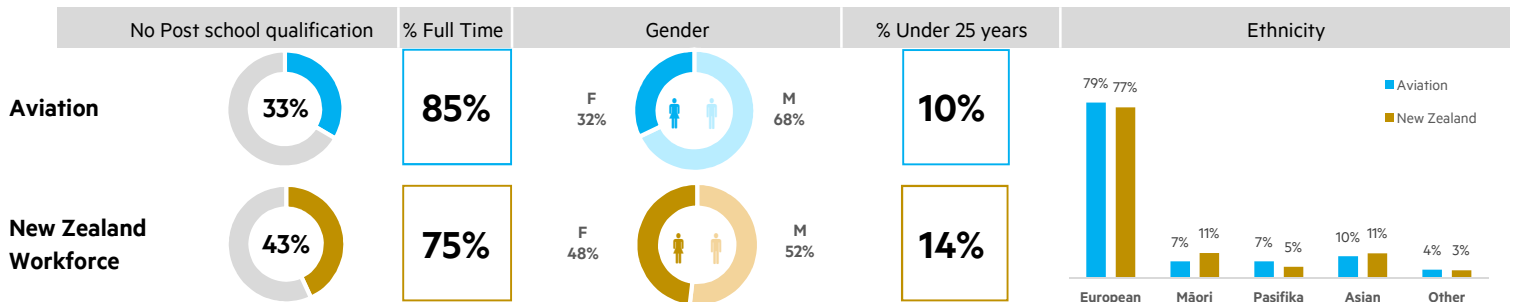


Economic contribution

2017 **\$2,520m** GDP (\$m)
1.1% % of NZ



Demographics of employees 2013



Demographics of trainees 2017

