

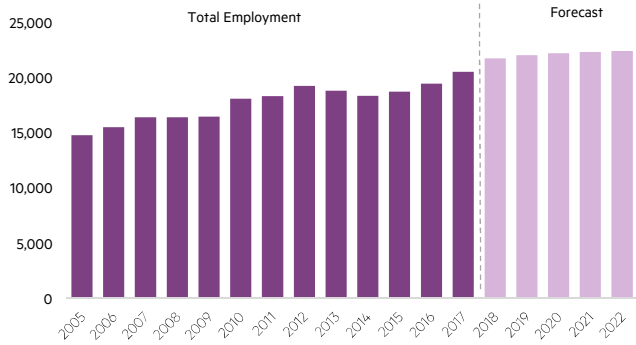


# CATERING 2017



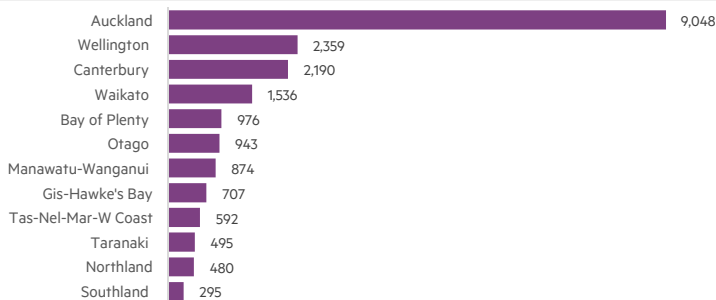
## Employment

2017 **20,496** Filled jobs  
**17,062** FTEs  
**0.9%** % of NZ jobs

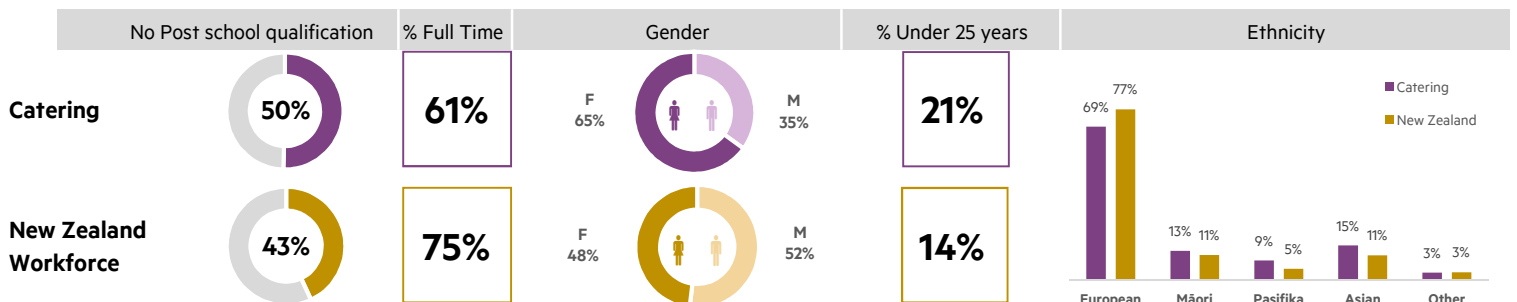


	Filled jobs			% change pa	
	2007	2017	2022	07-17	17-22
Catering	16,397	20,496	22,420	2.3%	1.8%
New Zealand	2,143,285	2,410,161	2,652,022	1.2%	1.9%

## Regional employment



## Demographics of employees 2013



## Demographics of trainees 2017

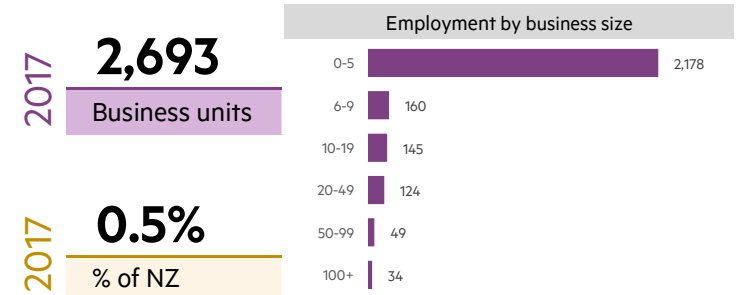


Trainee data supplied by ServiceIQ; all other data supplied by Infometrics

## Occupational employment

Filled jobs in top 5 occupations	2017	2022	Change
Kitchenhand	4,804	5,265	461
Chef	3,660	4,032	372
Cook	3,283	3,612	329
Cafe or Restaurant Manager	1,383	1,491	108
Cafe Worker	1,195	1,273	78

## Business Units



## Economic contribution

