

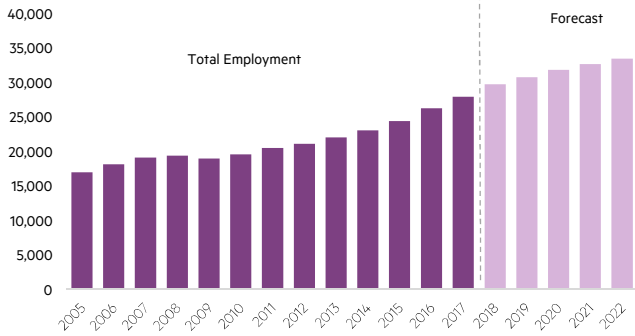


QUICK SERVICE RESTAURANTS 2017



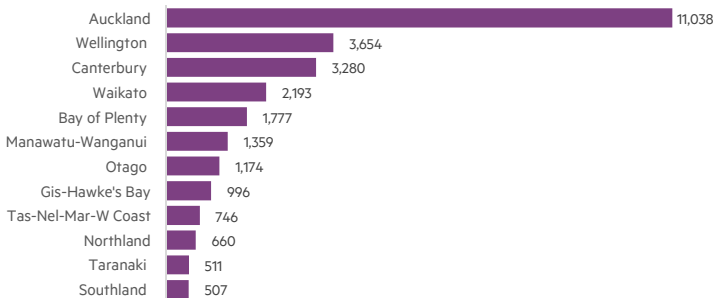
Employment

2017 **27,894** Filled jobs
21,492 FTEs
1.2% % of NZ jobs

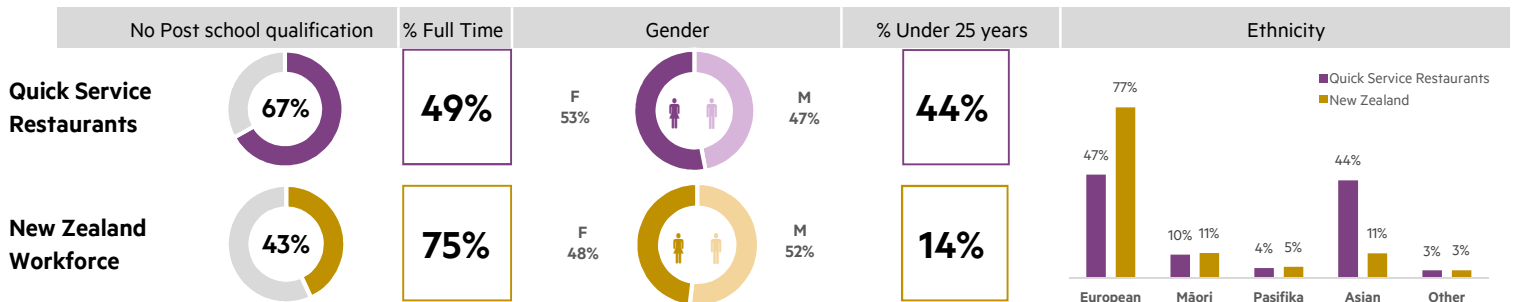


	Filled jobs			% change pa	
	2007	2017	2022	07-17	17-22
QSR	19,057	27,894	33,425	3.9%	3.7%
New Zealand	2,143,285	2,410,161	2,652,022	1.2%	1.9%

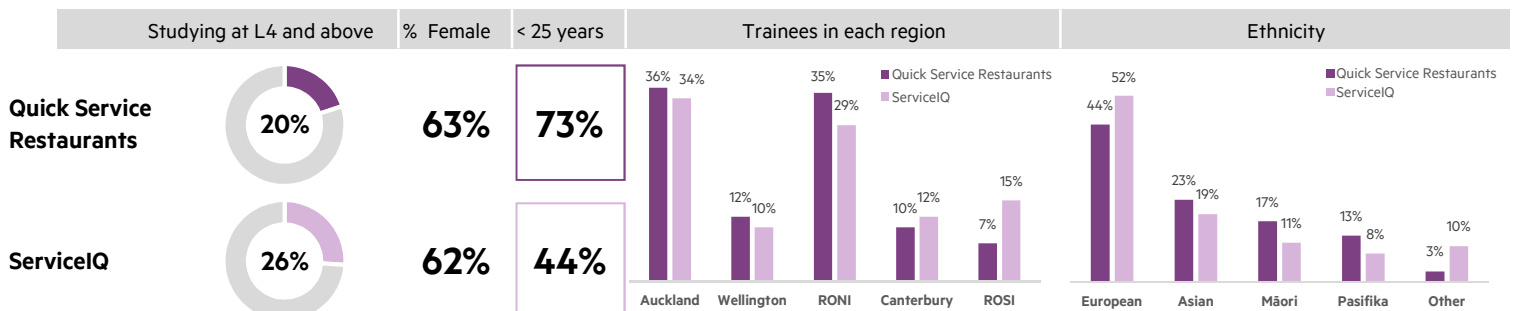
Regional employment



Demographics of employees 2013



Demographics of trainees 2017

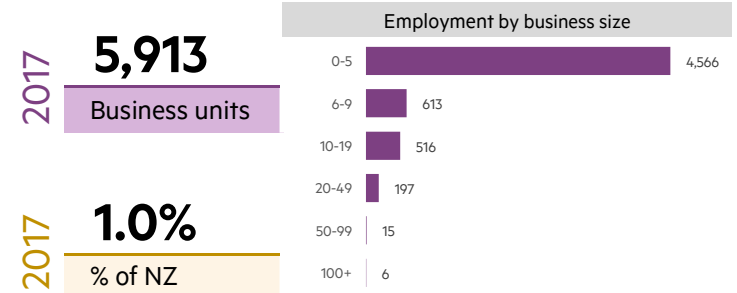


Trainee data supplied by ServiceIQ; all other data supplied by Infometrics

Occupational employment

Filled jobs in top 5 occupations	2017	2022	Change
Sales Assistant (General)	4,639	5,377	738
Kitchenhand	2,831	3,401	570
Chef	2,532	3,222	690
Retail Manager (General)	2,457	2,720	263
Cook	1,869	2,225	356

Business Units



Economic contribution

