

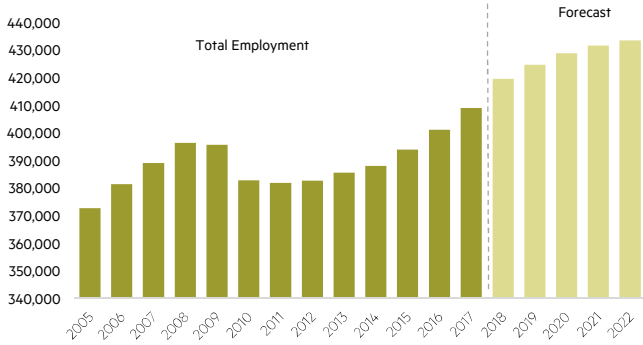


RETAIL & RETAIL SUPPLY CHAIN 2017



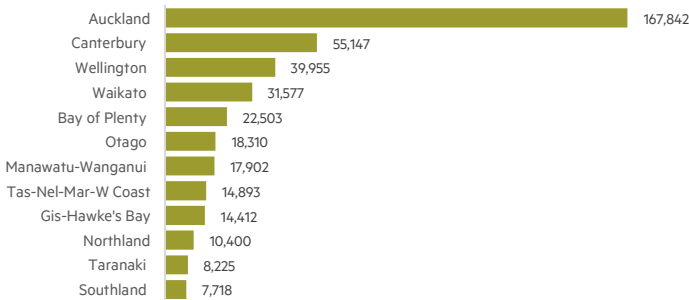
Employment

2017 **408,882** **361,992** **17.0%**
 Filled jobs FTEs % of NZ jobs

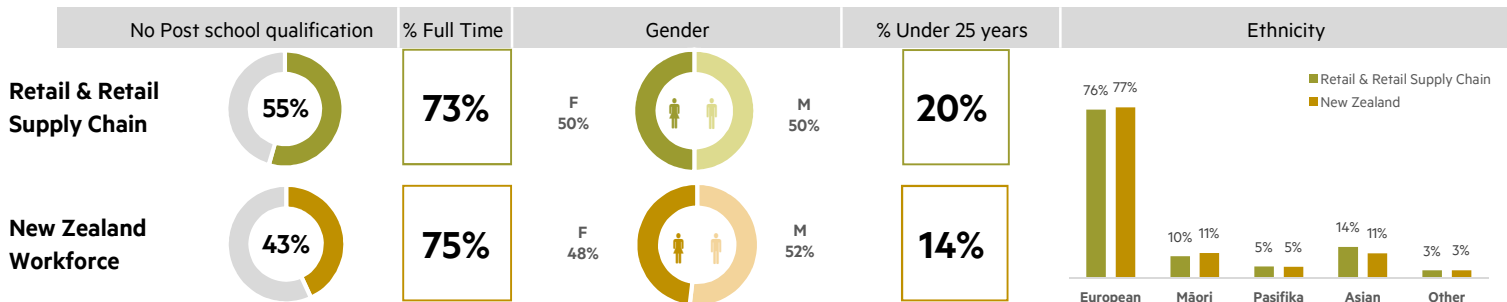


	Filled jobs			% change pa	
	2007	2017	2022	07-17	17-22
Retail	389,005	408,882	433,428	0.5%	1.2%
New Zealand	2,143,285	2,410,161	2,652,022	1.2%	1.9%

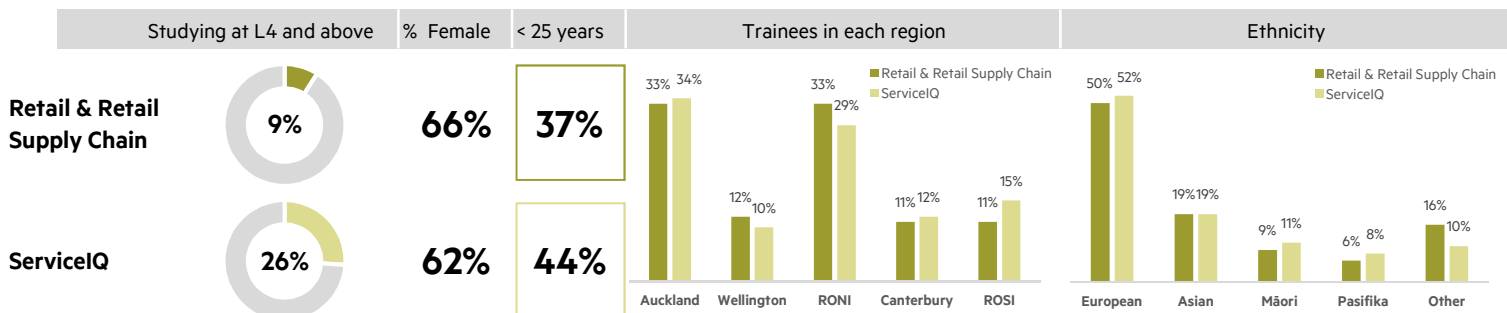
Regional employment



Demographics of employees 2013



Demographics of trainees 2017

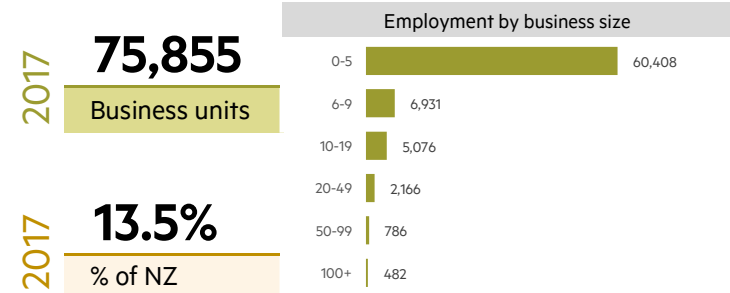


Trainee data supplied by ServiceIQ; all other data supplied by Infometrics

Occupational employment

Filled jobs in top 5 occupations	2017	2022	Change
Sales Assistant (General)	91,732	96,147	4,415
Sales Representatives nec	45,349	48,136	2,787
Retail Manager (General)	34,731	36,459	1,728
Sales and Marketing Manager	33,972	37,440	3,468
Storeperson	21,804	23,186	1,382

Business Units



Economic contribution

