

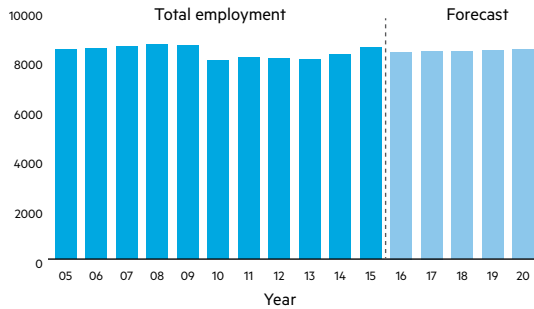


TRAVEL



Employment

2015 **8,545** **7,744** **0.4%**
 Filled jobs FTEs % of NZ jobs

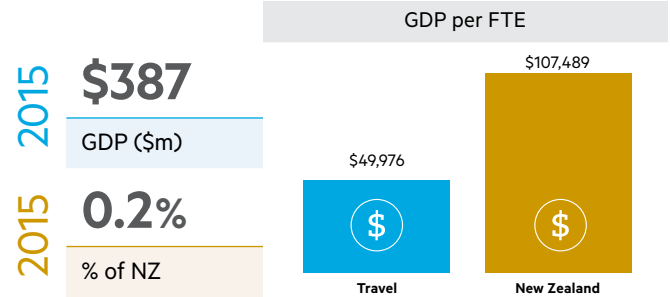


	Filled jobs			% change pa	
	2005	2015	2020	05-15	15-20
Travel	8,461	8,545	8,441	0.1%	-0.2%
New Zealand	2,042,946	2,286,967	2,465,939	1.2%	1.6%

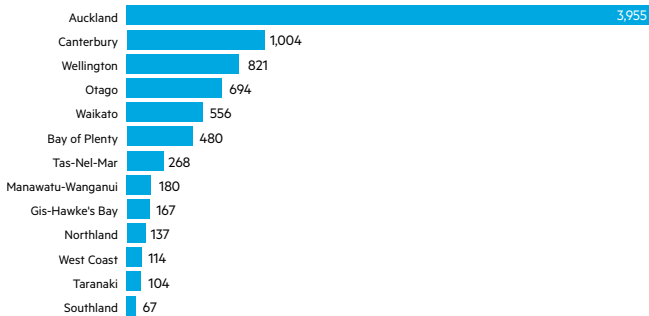
Occupational employment

Filled jobs in top 5 occupations	2015	2020	Change
Travel Consultant	4,183	4,119	-64
Tour Guide	863	847	-16
Sales and Marketing Manager	215	219	4
Chief Executive or Managing Director	209	203	-6
Corporate General Manager	168	168	0

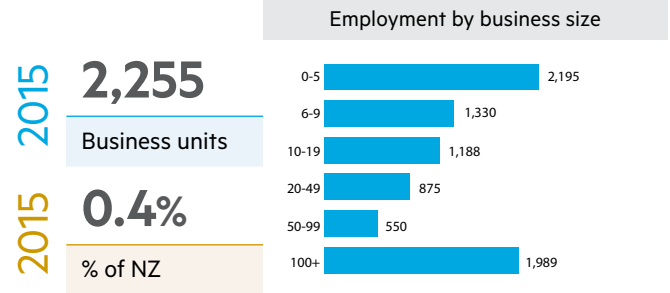
Economic contribution



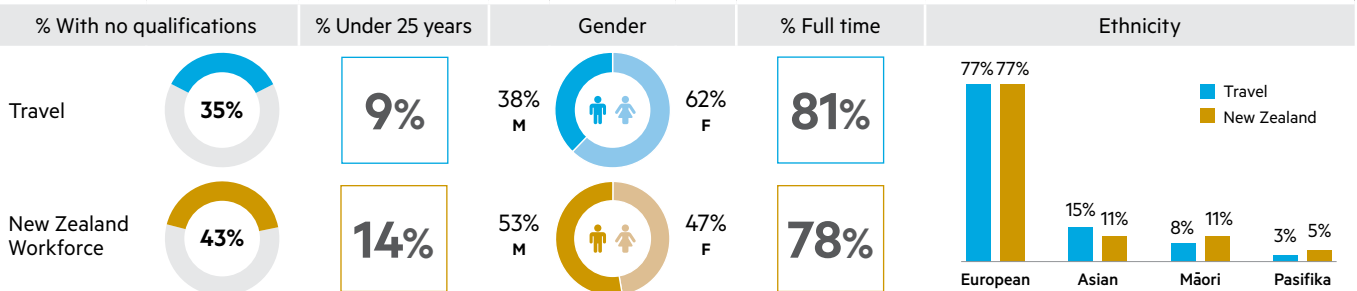
Regional employment



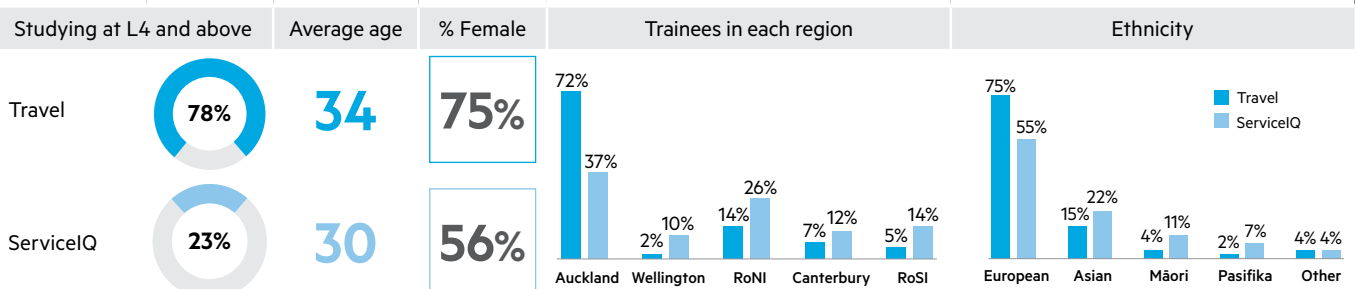
Business units



Demographics of employees 2013



Demographics of trainees 2015



Trainee data supplied by ServiceIQ, all other data supplied by Infometrics.