

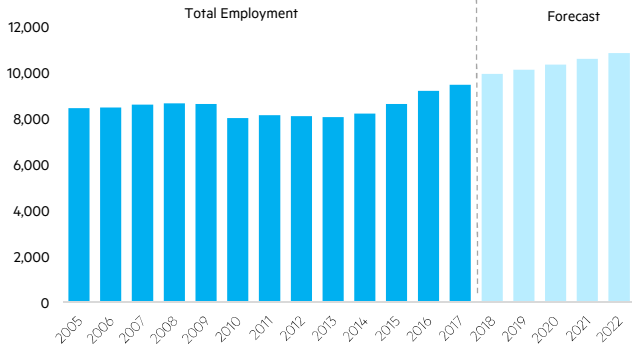


TRAVEL 2017



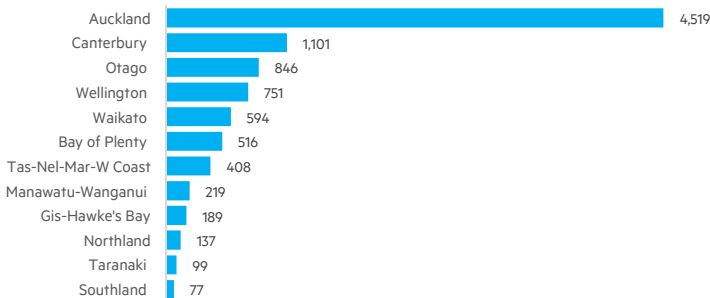
Employment

2017 **9,457** Filled jobs
8,611 FTEs
0.4% % of NZ jobs

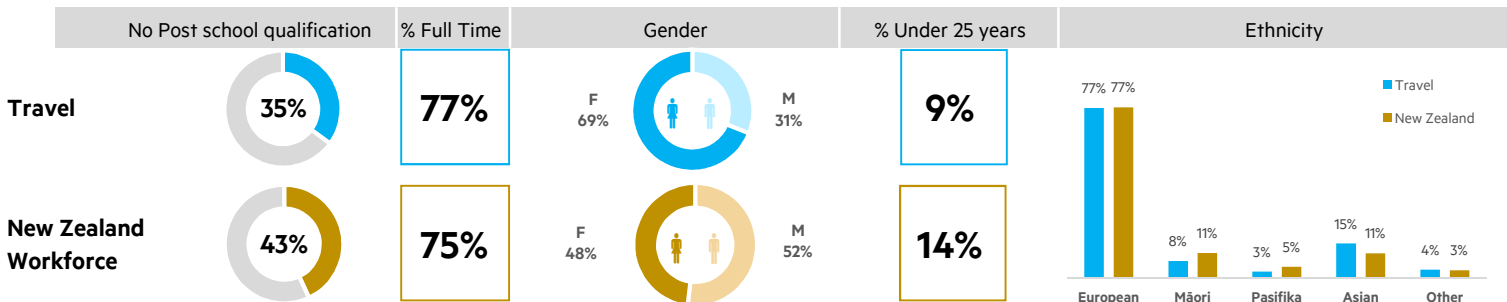


	Filled jobs			% change pa	
	2007	2017	2022	07-17	17-22
Travel	8,588	9,457	10,839	1.0%	2.8%
New Zealand	2,143,285	2,410,161	2,652,022	1.2%	1.9%

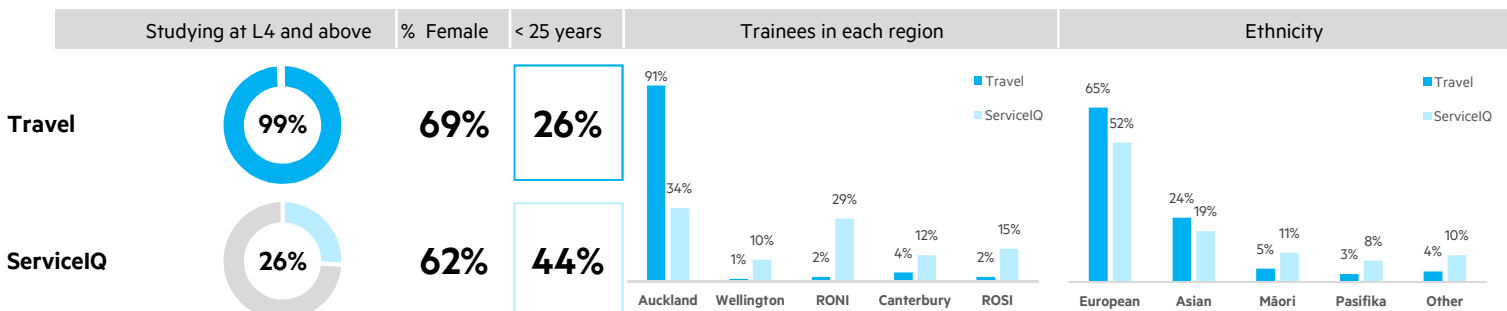
Regional employment



Demographics of employees 2013



Demographics of trainees 2017

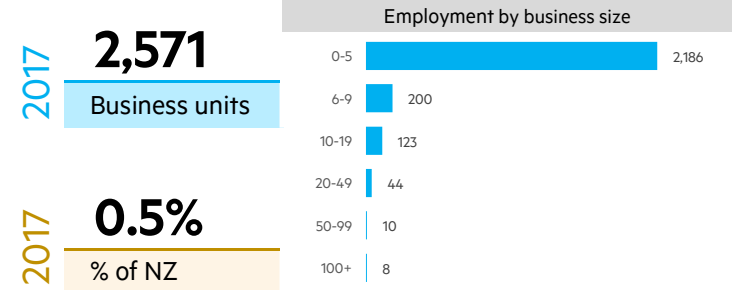


Trainee data supplied by ServiceIQ; all other data supplied by Infometrics

Occupational employment

Filled jobs in top 5 occupations	2017	2022	Change
Travel Consultant	4,065	4,138	73
Tour Guide	1,068	1,317	249
Sales and Marketing Manager	285	365	80
Chief Executive or Managing Director	237	284	47
Corporate General Manager	189	235	46

Business Units



Economic contribution

