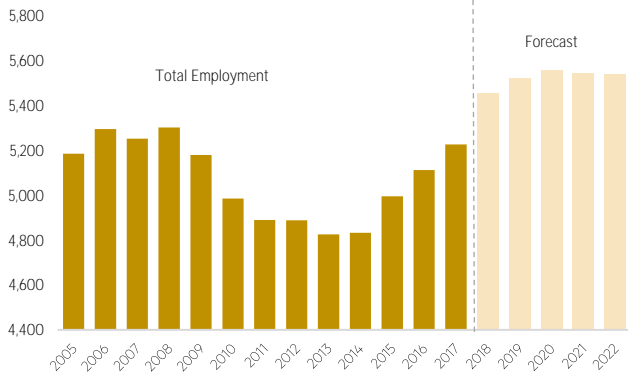


# Taupō Service Sector 2017



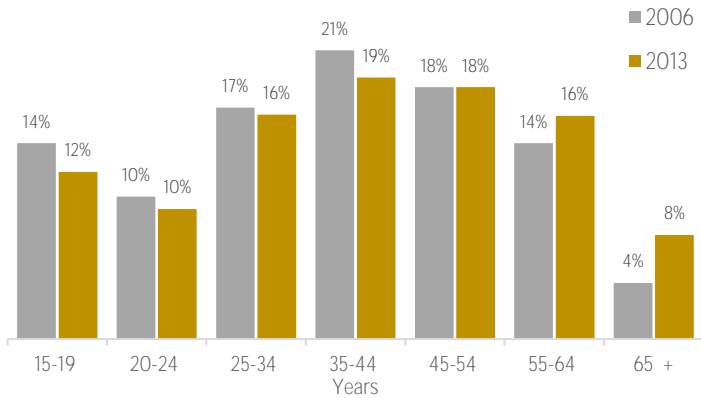
## Employment

2017	5,227	4,409	29%
	Filled jobs	FTEs	% of jobs

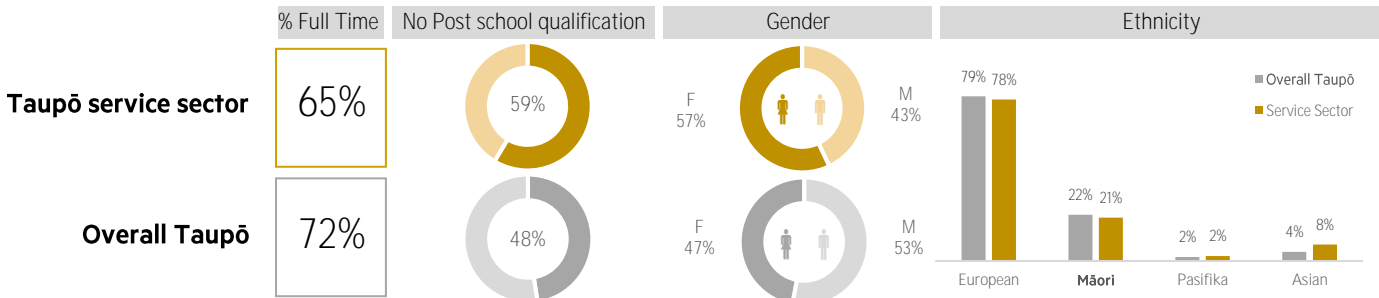


	Service sector filled jobs			% change pa	
	2007	2017	2022	07-17	17-22
<b>Taupō</b>	5,253	5,227	5,540	0.0%	1.2%
New Zealand	564,680	621,481	675,490	1.0%	1.7%

## Age



## Demographics

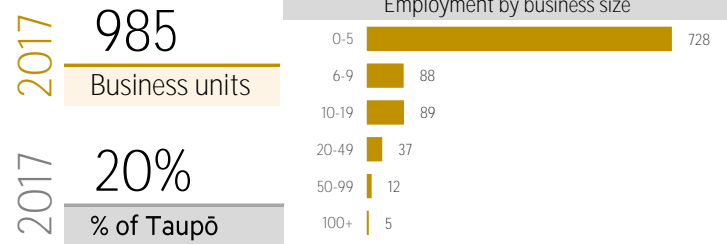


## Businesses and employment

	Business units	Filled jobs		Change
	2017	2017	2022	17-22
Accommodation	158	1,080	1,161	81
Aviation	27	65	69	4
Cafés, bars and restaurants	124	1,024	1,138	114
Catering	21	82	88	6
Clubs	8	77	78	1
Museums	4	25	27	2
Quick Service Restaurants	33	179	210	31
Tourism*	1,264	6,631	7,025	394
Travel	26	45	46	1
Retail and retail supply chain	584	2,652	2,723	71
<b>Total service sector</b>	<b>985</b>	<b>5,227</b>	<b>5,540</b>	<b>313</b>

\*Tourism includes overlap with the other sectors

## Business Units



## Economic contribution

