

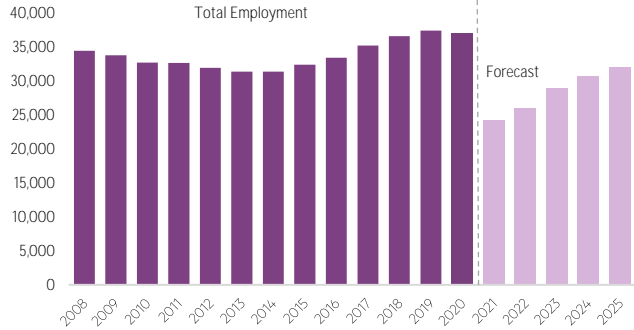


ACCOMMODATION



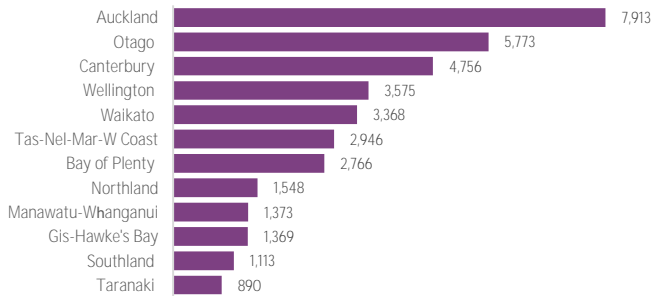
Employment

2019 **37,388** Filled jobs
31,202 FTEs
1.5% % of NZ jobs



	Filled jobs			% change pa	
	2010	2019	2025	10-19	19-25
Accommodation	32,666	37,388	32,047	1.5%	-2.5%
New Zealand	2,146,545	2,543,195	2,688,077	1.9%	0.9%

Regional employment

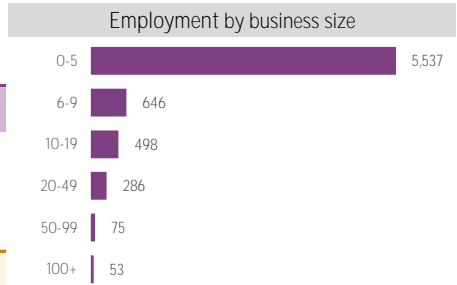


Occupational employment

Filled jobs in top 5 occupations	2019	2025	Change
Hotel or Motel Manager	6,491	5,749	-742
Commercial Cleaner	4,826	4,047	-779
Commercial Housekeeper	2,563	2,263	-300
Hotel Service Manager	2,474	2,368	-106
Accommodation and Hospitality Managers nec	1,854	1,749	-105

Business Units


2019 **7,094** Business units



2019 **1.2%** % of NZ

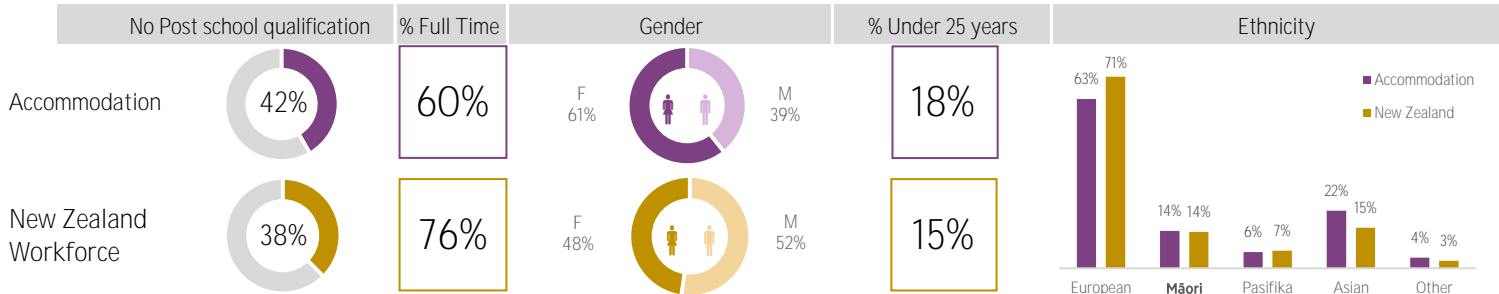
Economic contribution

2019 **\$1,579m** GDP (\$m)

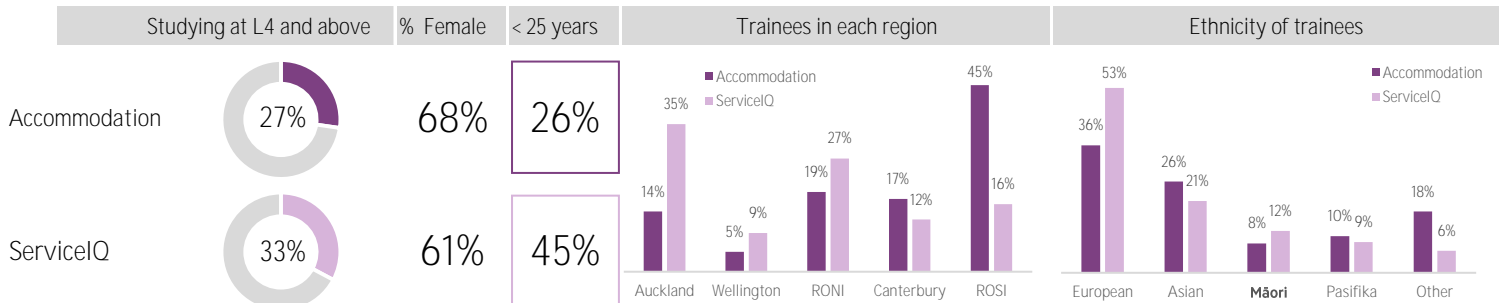


2019 **0.5%** % of NZ

Demographics of employees



Demographics of trainees



Trainee data supplied by ServiceIQ, all other data supplied by Infometrics. 2020 employment data is as at end of March 2020, forecasts as at August 2020