

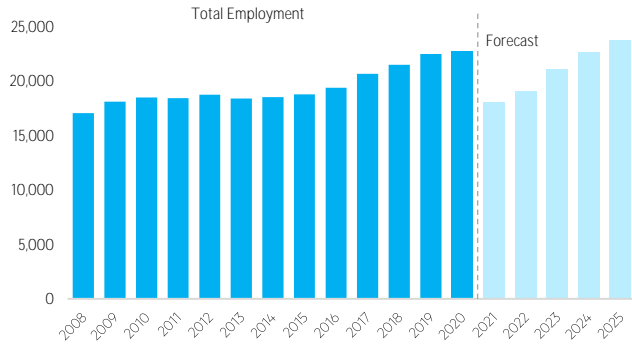


AVIATION



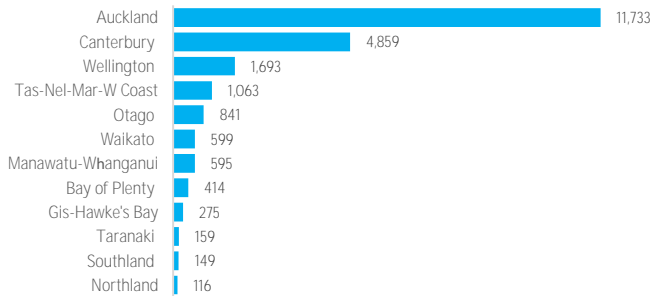
Employment

2019	22,496	21,440	0.9%
	Filled jobs	FTEs	% of NZ jobs



	Filled jobs			% change pa	
	2010	2019	2025	10-19	19-25
Aviation	18,514	22,496	23,740	2.2%	0.9%
New Zealand	2,146,545	2,543,195	2,688,077	1.9%	0.9%

Regional employment



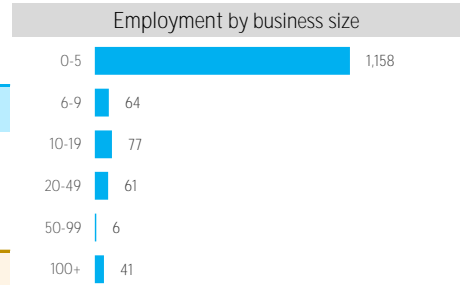
Occupational employment

Filled jobs in top 5 occupations	2019	2025	Change
Aircraft Maintenance Engineer (Mechanical)	2,941	3,058	117
Aeroplane Pilot	2,796	2,912	116
Flight Attendant	2,495	2,438	-57
Sales Representatives nec	1,014	994	-20
Air Traffic Controller	775	841	66

Business Units

2019 **1,407**
Business units


2019 **0.2%**
% of NZ



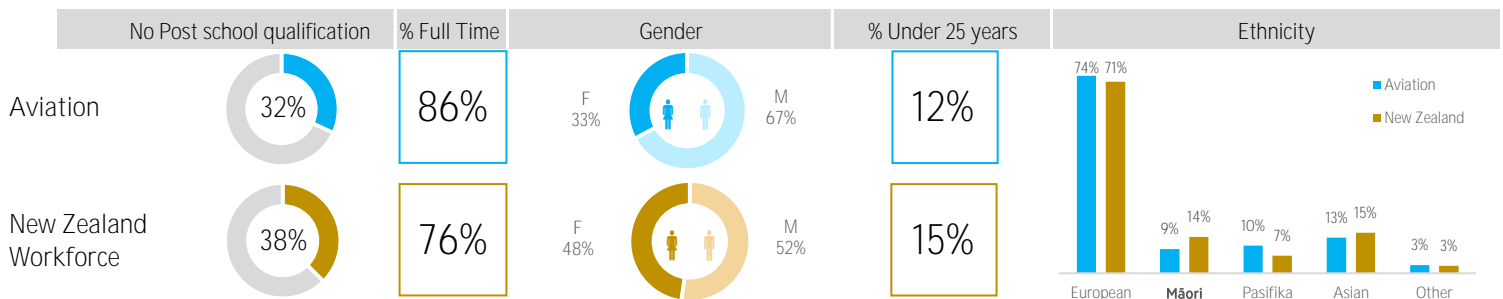
Economic contribution

2019 **\$3,331m**
GDP (\$m)

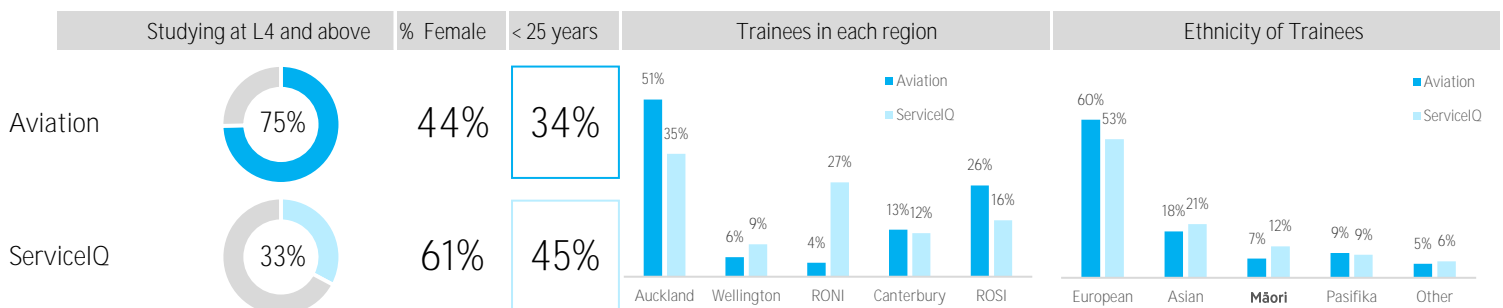
2019 **1.1%**
% of NZ



Demographics of employees



Demographics of trainees 2019



Trainee data supplied by ServiceIQ, all other data supplied by Infometrics. 2020 employment data is as at end of March 2020, forecasts as at August 2020