

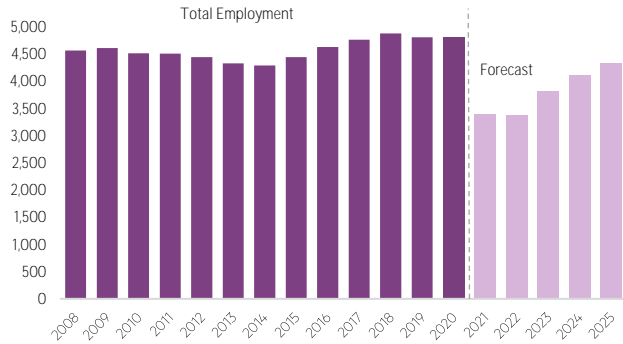


CLUBS



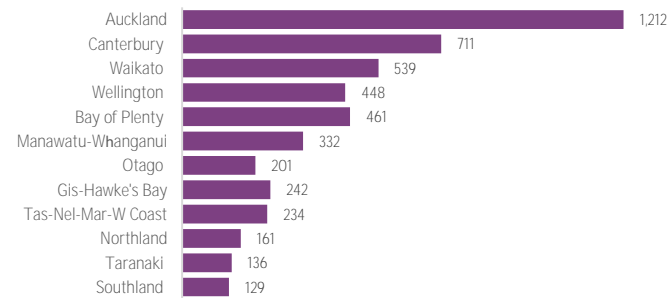
Employment

2019 **4,805** Filled jobs
3,797 FTEs
0.2% % of NZ jobs



	Filled jobs			% change pa	
	2010	2019	2025	10-19	19-25
Clubs	4,511	4,805	4,336	0.7%	-1.7%
New Zealand	2,146,545	2,543,195	2,688,077	1.9%	0.9%

Regional employment



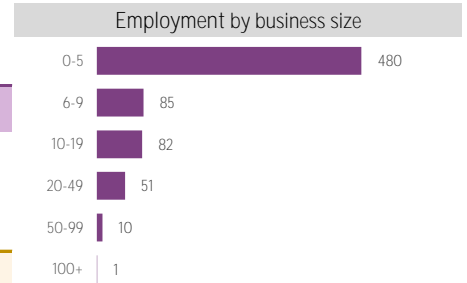
Occupational employment

Filled jobs in top 5 occupations	2019	2025	Change
Bar Attendant	908	847	-61
Chef	474	462	-12
Hotel Service Manager	466	411	-55
Kitchenhand	325	298	-27
Waiter	299	261	-38

Business Units

2019 **707** Business units

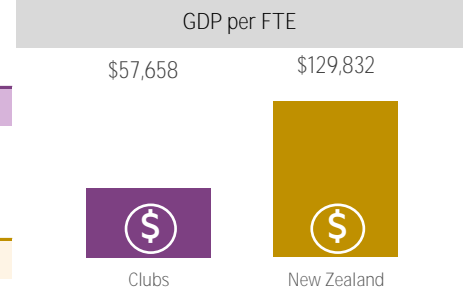
2019 **0.1%** % of NZ



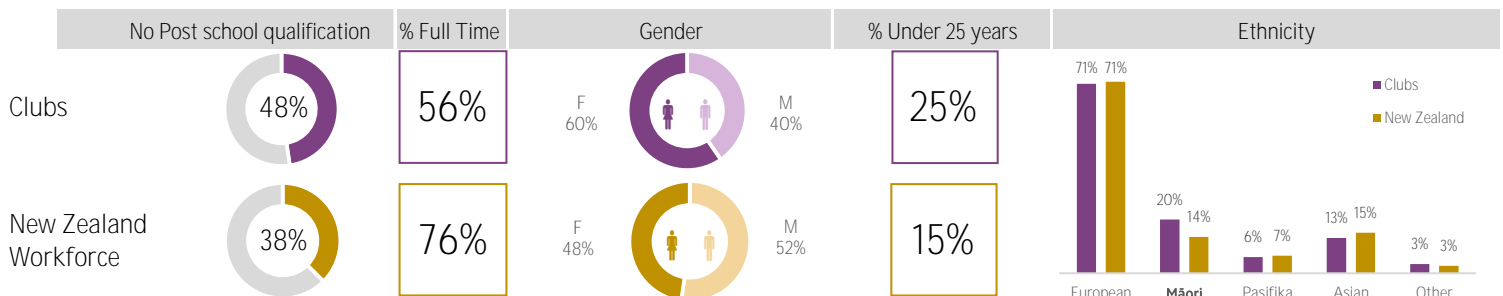
Economic contribution

2019 **\$219m** GDP (\$m)

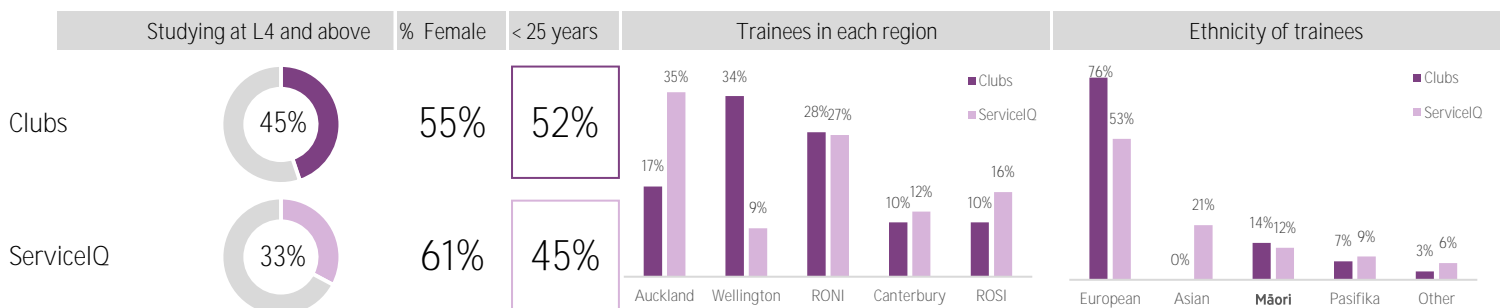
2019 **0.1%** % of NZ



Demographics of employees



Demographics of trainees



Trainee data supplied by ServiceIQ, all other data supplied by Infometrics. 2020 employment data is as at end of March 2020, forecasts as at August 2020