

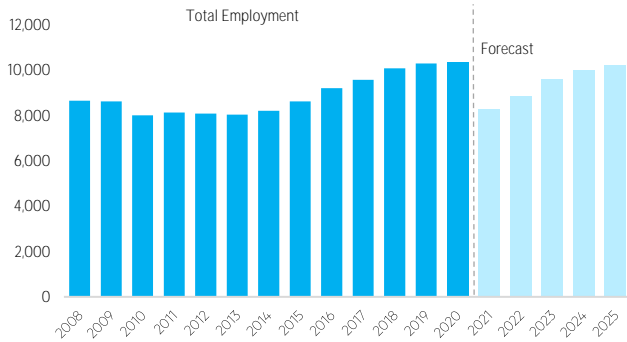


TRAVEL



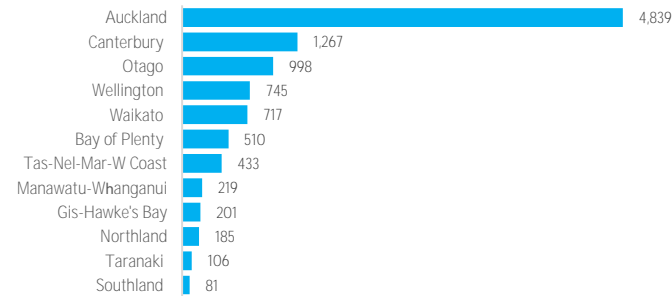
Employment

2019 **10,300** Filled jobs
9,429 FTEs
0.4% % of NZ jobs



	Filled jobs			% change pa	
	2010	2019	2025	10-19	19-25
Travel	8,005	10,300	10,200	2.8%	-0.2%
New Zealand	2,146,545	2,543,195	2,688,077	1.9%	0.9%

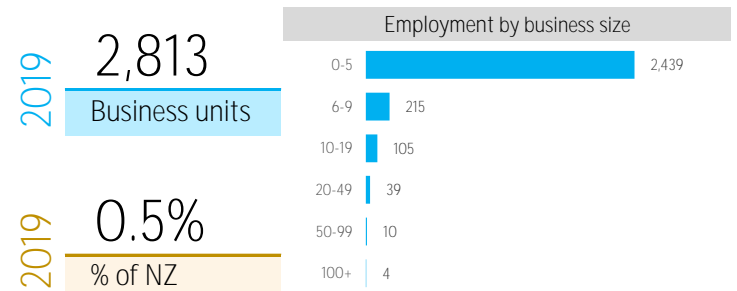
Regional employment



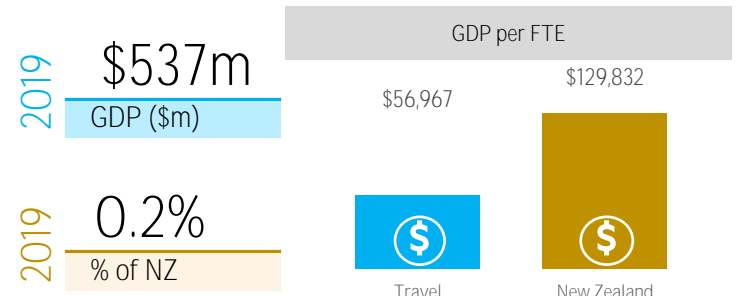
Occupational employment

Filled jobs in top 5 occupations	2019	2025	Change
Travel Consultant	4,072	3,087	-985
Tour Guide	1,233	1,393	160
Sales and Marketing Manager	331	395	64
Chief Executive or Managing Director	270	291	21
Corporate General Manager	218	248	30

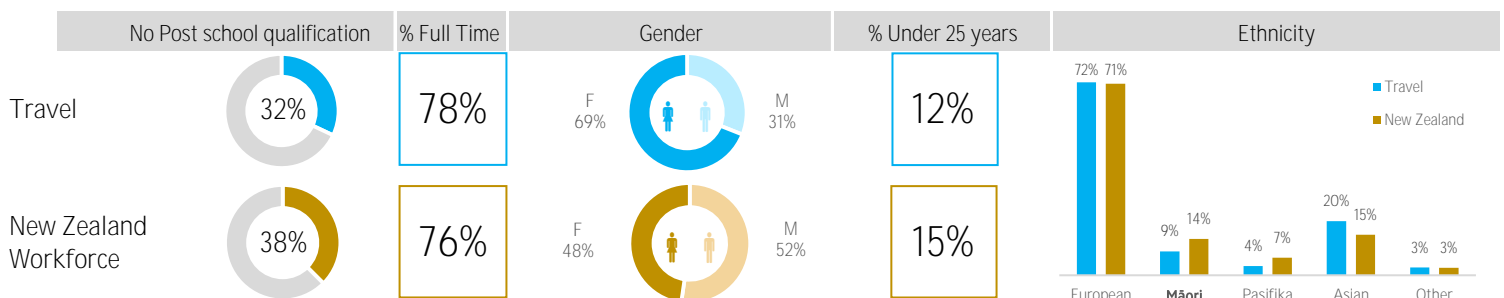
Business Units



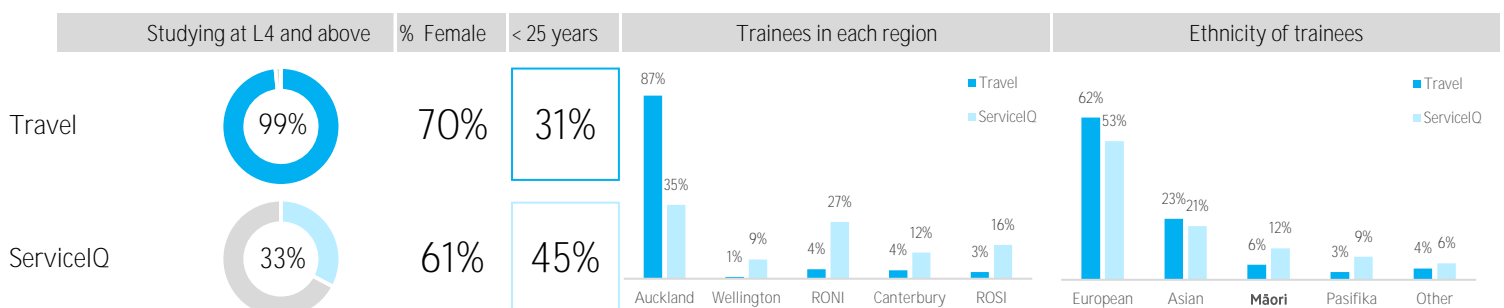
Economic contribution



Demographics of employees



Demographics of trainees



Trainee data supplied by ServiceIQ, all other data supplied by Infometrics. 2020 employment data is as at end of March 2020, forecasts as at August 2020