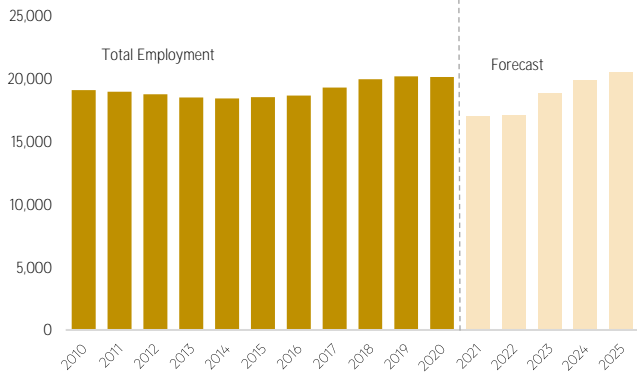


# Hawke's Bay Service Sector 2019



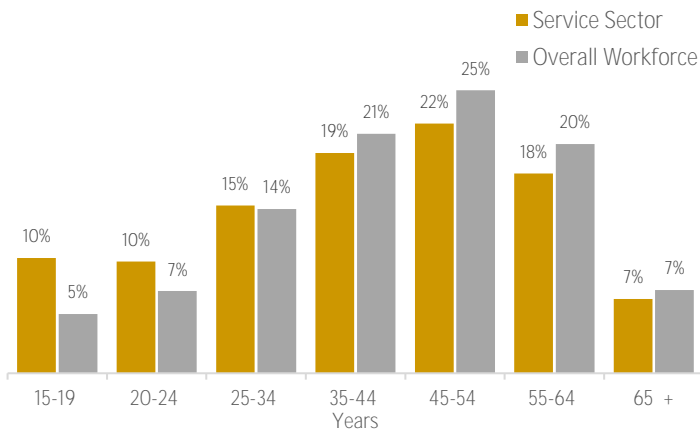
## Employment

2019 **20,190** Filled jobs  
**17,461** FTEs  
**24%** % of jobs

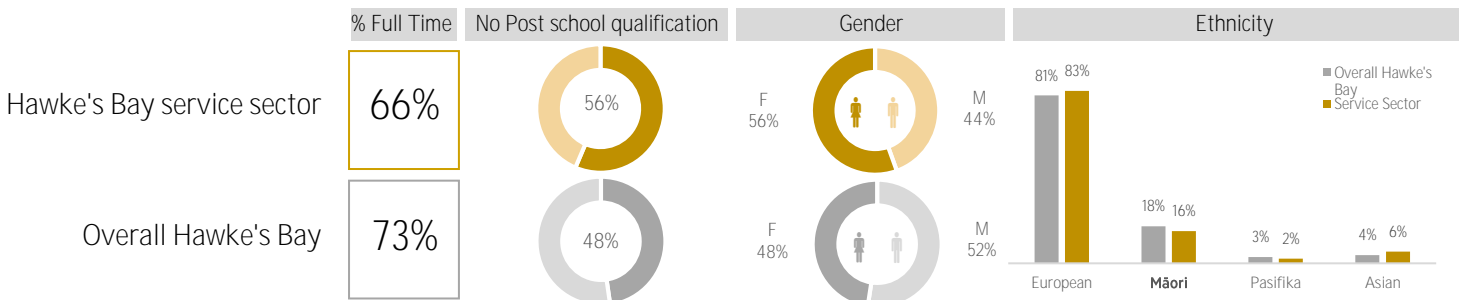


	Service sector filled jobs			% change pa	
	2010	2019	2025	10-19	19-25
Hawke's Bay	19,094	20,190	20,528	0.6%	0.3%
New Zealand	631,435	730,648	763,753	1.6%	0.7%

## Age



## Demographics



Data and forecasts supplied by Infometrics.  
 2020 jobs data is as at end of March 2020

Updated: Friday, May 22, 2020

## Businesses and employment

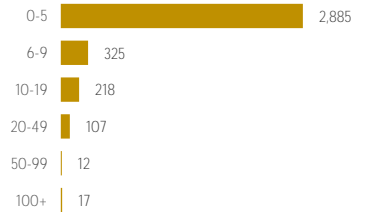
	Business units	Filled jobs		Change
	2019	2019	2025	19-25
Accommodation	251	1,138	999	-139
Aviation	64	233	262	29
Cafés, bars and restaurants	383	2,808	2,699	-109
Catering	95	601	642	41
Clubs	22	196	188	-8
Museums	9	58	64	6
Quick Service Restaurants	183	823	938	115
Tourism*	964	5,623	5,531	-92
Travel	60	165	158	-7
Retail and retail supply chain	2,309	12,164	12,370	206
<b>Total service sector</b>	<b>3,709</b>	<b>20,190</b>	<b>20,528</b>	<b>338</b>

\*Tourism includes overlap with the other sectors

## Business Units

2019 **3,709** Business units

### Employment by business size

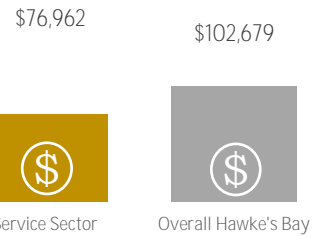


2019 **19%** % of Hawke's Bay

## Economic contribution

2019 **\$1,344m** GDP

### GDP per FTE



2019 **17%** % of Hawke's Bay