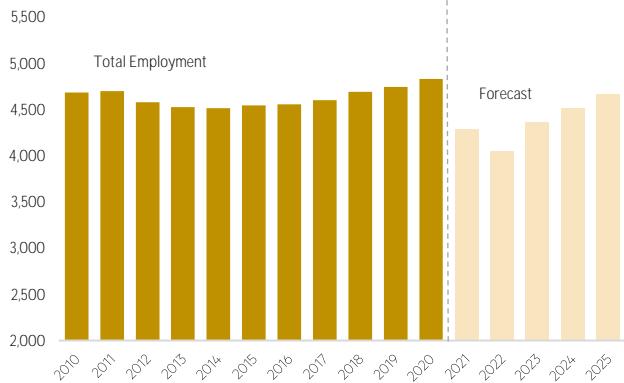


# Gisborne Service Sector



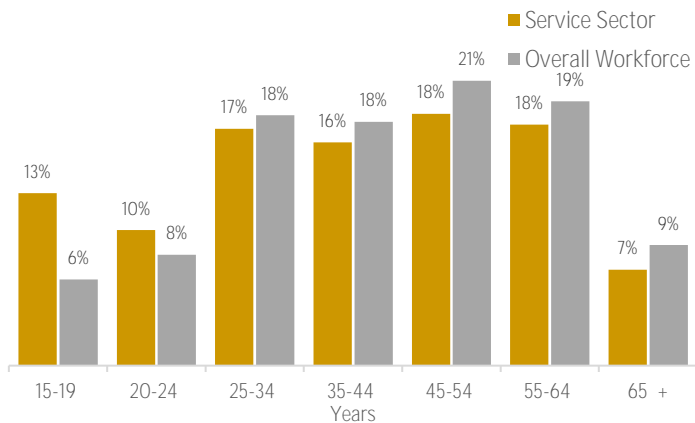
## Employment

2019 **4,745** Filled jobs  
**4,085** FTEs  
**21%** % of jobs



	Service sector filled jobs			% change pa	
	2010	2019	2025	10-19	19-25
Gisborne	4,686	4,745	4,673	0.1%	-0.3%
New Zealand	631,435	730,648	742,625	1.6%	0.3%

## Age

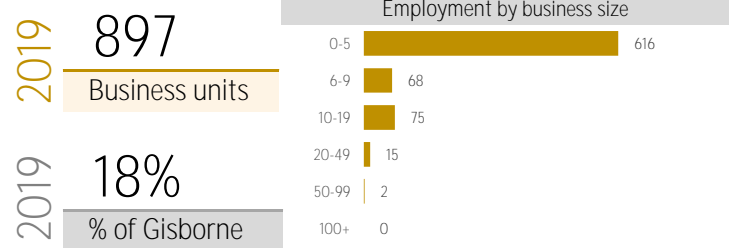


## Businesses and employment

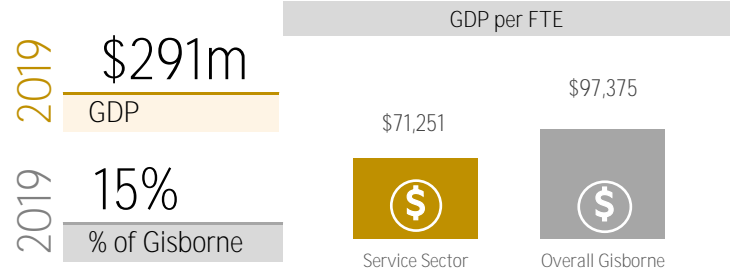
	Business units	Filled jobs		Change
	2019	2019	2025	19-25
Accommodation	71	231	198	-33
Aviation	18	42	42	0
Cafés, bars and restaurants	85	545	520	-25
Catering	29	157	166	9
Clubs	8	46	41	-5
Museums	7	15	16	1
Quick Service Restaurants	51	276	267	-9
Tourism*	213	1,159	1,137	-22
Travel	10	36	43	7
Retail and retail supply chain	542	2,912	2,877	-35
<b>Total service sector</b>	<b>897</b>	<b>4,745</b>	<b>4,673</b>	<b>-72</b>

\*Tourism includes overlap with the other sectors

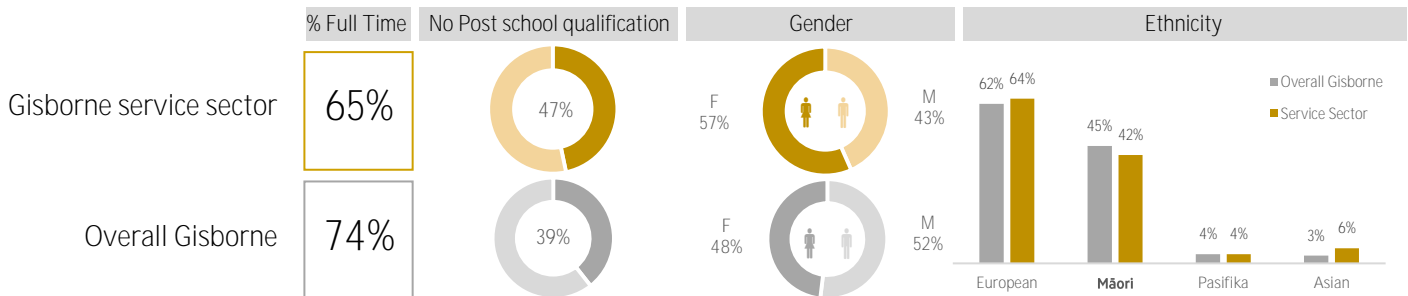
## Business Units



## Economic contribution



## Demographics



Data and forecasts supplied by Infometrics.  
 2020 jobs data is as at end of March 2020  
 Updated: Friday, August 1, 2020