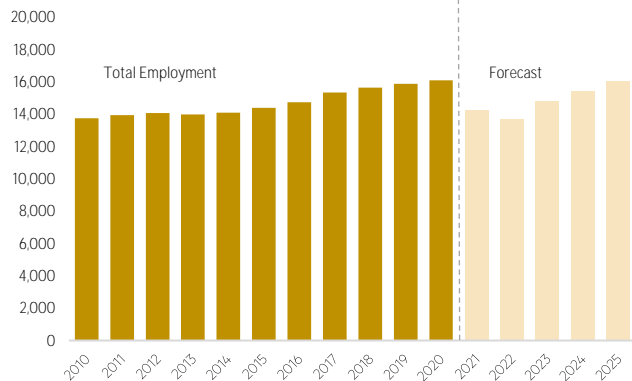


# Nelson-Tasman Service Sector



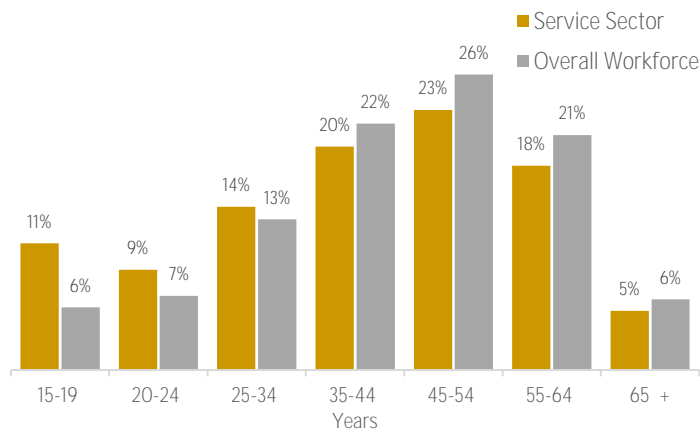
## Employment

2019 **15,885** Filled jobs  
**13,758** FTEs  
**29%** % of jobs



	Service sector filled jobs			% change pa	
	2010	2019	2025	10-19	19-25
Nelson-Tasman	13,745	15,885	16,025	1.6%	0.1%
New Zealand	631,435	730,648	742,625	1.6%	0.3%

## Age

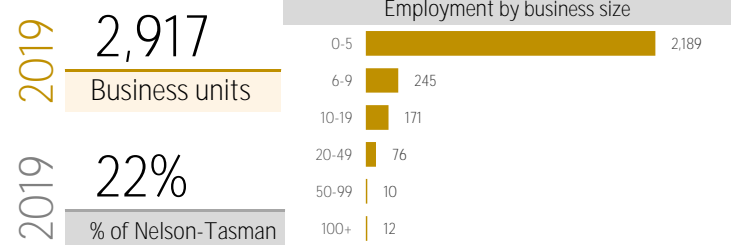


## Businesses and employment

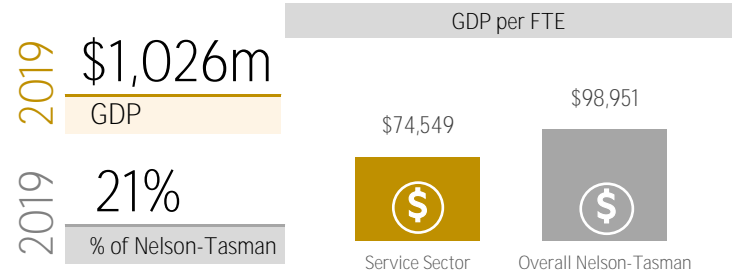
	Business units	Filled jobs		Change
	2019	2019	2025	19-25
Accommodation	300	1,244	1,095	-149
Aviation	55	570	526	-44
Cafés, bars and restaurants	303	2,181	2,067	-114
Catering	68	298	312	14
Clubs	20	93	89	-4
Museums	14	59	62	3
Quick Service Restaurants	102	421	454	33
Tourism*	1,085	5,700	5,625	-75
Travel	82	190	171	-19
Retail and retail supply chain	1,638	9,099	9,375	276
<b>Total service sector</b>	<b>2,917</b>	<b>15,885</b>	<b>16,025</b>	<b>140</b>

\*Tourism includes overlap with the other sectors

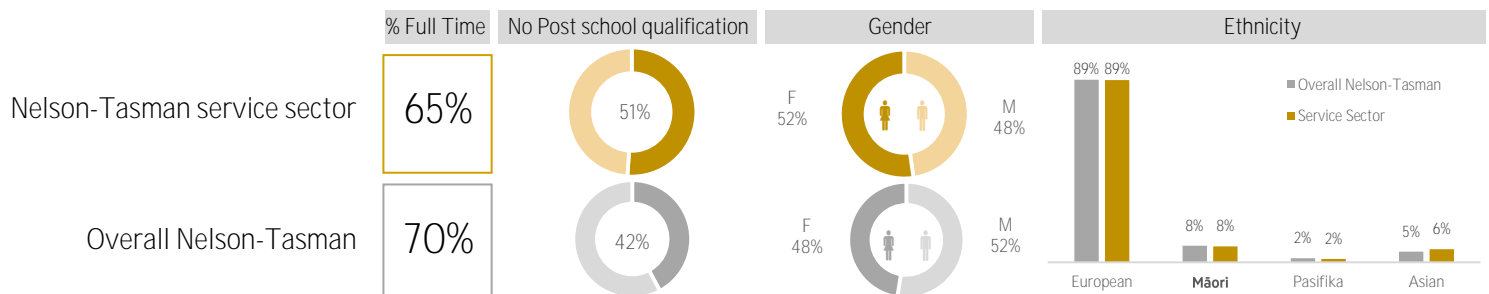
## Business Units



## Economic contribution



## Demographics



Data and forecasts supplied by Infometrics.  
 2020 jobs data is end of March 2020

Updated: Friday, August 7, 2020