

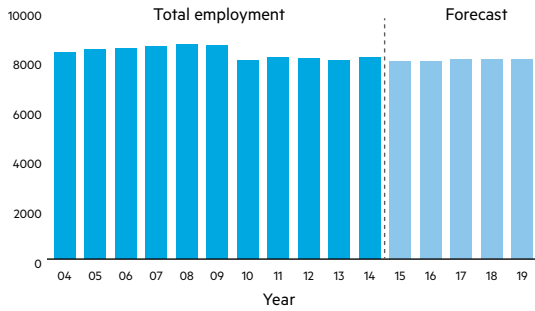


TRAVEL



Employment

2014 **8,127** **7,310** **0.4%**
 Filled jobs FTEs % of NZ jobs

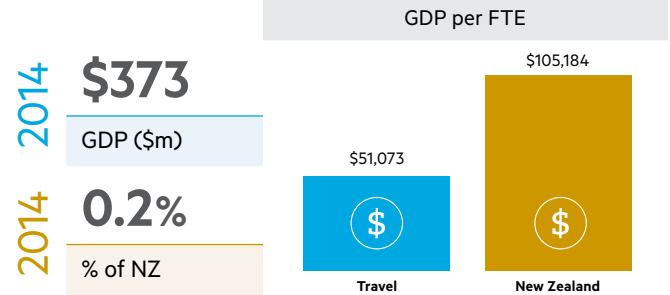


	Filled jobs			% change pa	
	2004	2014	2019	04-14	14-19
Travel	8,324	8,127	8,055	-0.2%	-0.2%
New Zealand	1,976,648	2,229,679	2,426,709	1.3%	1.8%

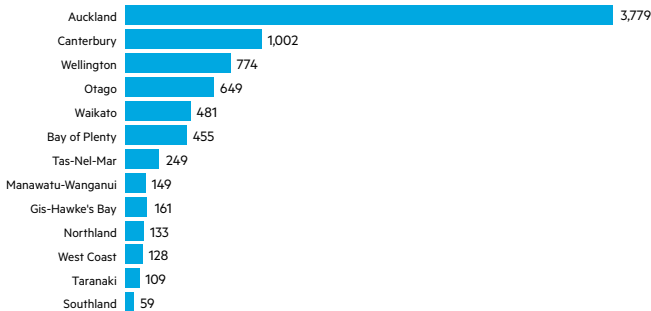
Occupational employment

Filled jobs in top 5 occupations	2014	2019	Change
Travel Consultant	3,997	4,005	8
Tour Guide	818	801	-17
Sales and Marketing Manager	203	199	-4
Chief Executive or Managing Director	198	194	-4
Corporate General Manager	159	156	-3

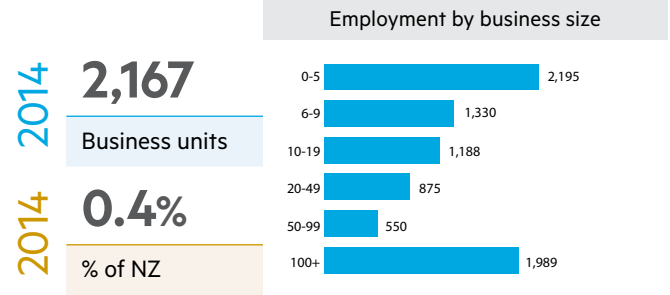
Economic contribution



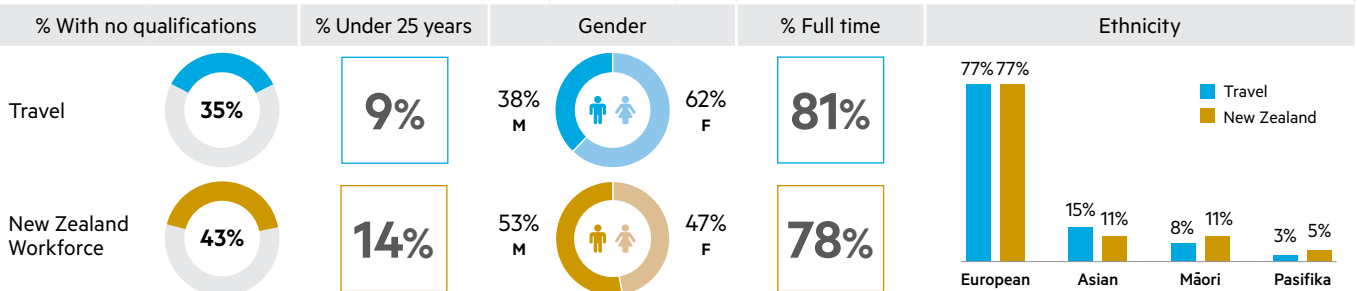
Regional employment



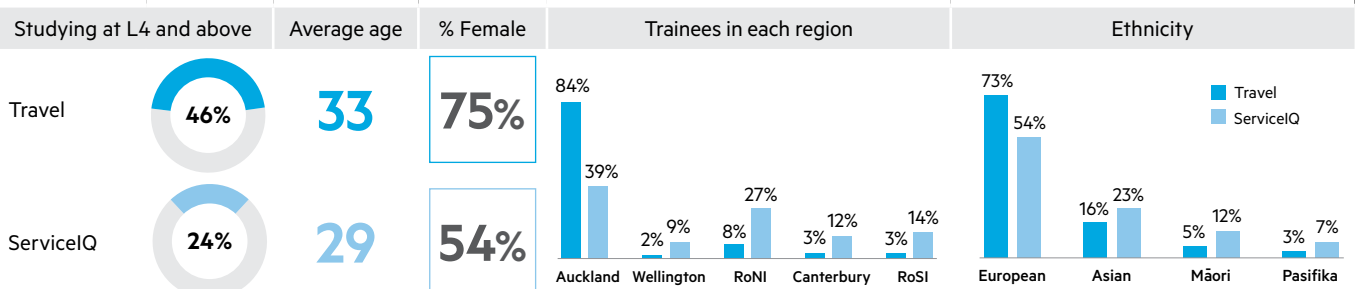
Business units



Demographics of employees 2013



Demographics of trainees 2014



Trainee data supplied by ServiceIQ, all other data supplied by Infometrics.